























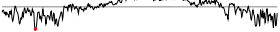







Weather station data 2005

Weather station	Average temperatures ($^{\circ}\text{C}$)	Min	Mean	Max	Daily rainfall (mm)	Mean	Max
RYGGE		-10.5	7.5	23.8		2.0	34.8
NESBYEN - TODOKK		-16.8	4.8	21.8		1.2	35.9
TORUNGEN FYR		-6.0	8.5	21.8		2.1	35.9
SOLA		-4.6	8.5	19.7		3.6	48.1
GARDERMOEN		-15.4	5.4	19.4		2.0	48.5
BERGEN - FLORIDA		-5.3	8.4	19.3		8.4	156.5
LÆRDAL - MOLDO		-11.5	7.0	20.7		1.8	58.1
TAFJORD		-5.8	7.9	22.6		3.2	64.5
VÆRNES		-13.7	6.5	24.0		2.5	37.0
RENA - HAUGEDALEN		-19.8	3.8	22.4		1.9	26.6
BODØ VI		-8.2	5.7	22.1		4.0	39.5
TROMSØ		-8.4	4.1	19.3		3.5	38.5
KAUTOKEINO		-29.9	-0.5	21.1		1.5	18.8
NY-ÅLESUND		-24.4	-3.4	13.2		0.9	29.1
JAN MAYEN		-11.6	0.6	11.1		2.0	23.3